

Sign-up on our self-service portal

Total convenience at your fingertips with access to your policy anytime, anywhere.

Step 1

Visit the King Price [website](#).


Step 2

Tap on the self-service portal button on the top right of your screen.



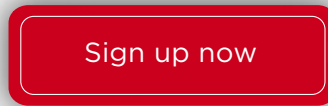
Step 3

You'll see a super nifty [screen](#) showing you how the SSP can give you insurance superpowers.



Step 4


Tap the 'Sign up now' button to get the ball (or wheels) rolling.



Psst... To unlock our secrets, you can create an SSP guest profile before becoming a King Price client.

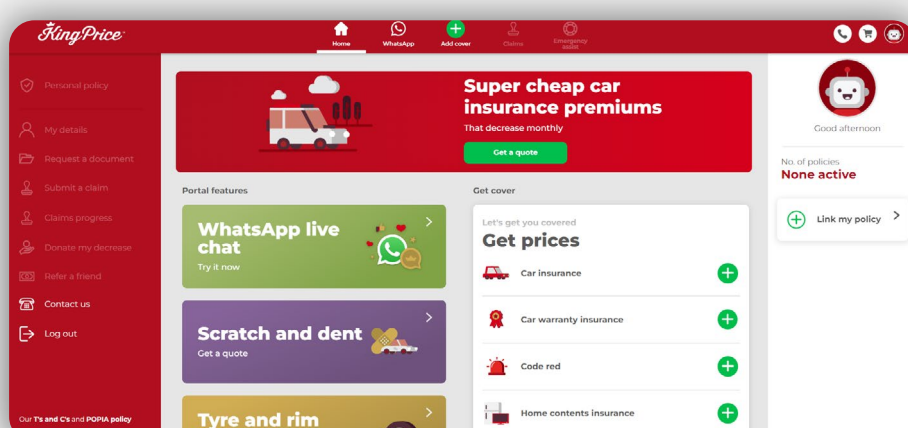
Step 5

You'll create a profile by filling in your email and password (we'd like you to think outside the box and not just type in 'password'). Be sure to agree to our [T's & C's](#) and [privacy policy](#).



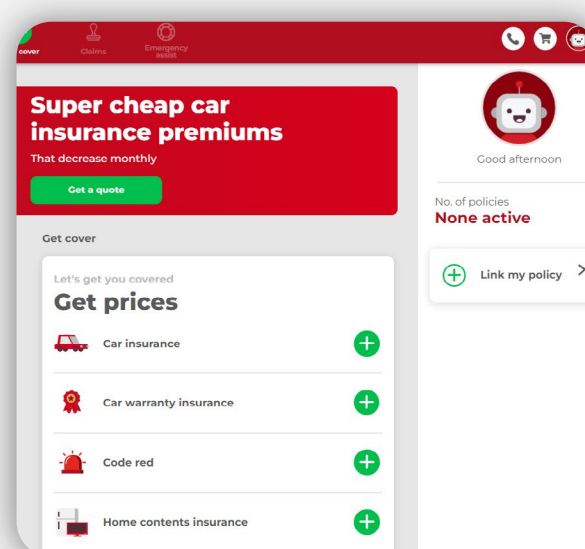
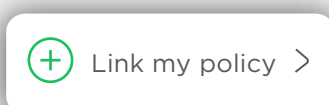
Step 6

Once you've filled in your details, your SSP profile will be created. You'll get an OTP sent to your phone as a final confirmation, and ta-da, you'll have access to the SSP.



Here's a sneak peek of what the dashboard looks like.

If you're already a King Price client, your policy should be automatically linked, but if it isn't, you can click on this button to the right of the dashboard.



Policy not linking? Let us know [here](#) and we'll come to your rescue.

Questions? Please WhatsApp us on **0860 50 50 50**. We're eager to assist.

